


Handwritten text on a parchment-like background, partially obscured by gears.



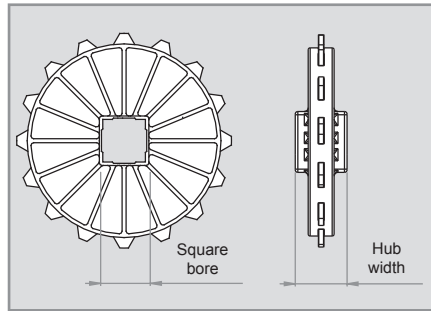

Handwritten text on a parchment-like background, partially obscured by conveyor belts.

★ EUROBELT ★

CONVEYOR BELTS



PRODUCT RANGE [SPROCKETS FOR SQUARE SHAFT]



We have plastic sprockets for round shaft with and without keyway.

We also have sprockets to be used with motor drum in applications needing a special cleaning or in conveyors in which it is not possible to place the motor in the outside due to problems of space or safety.

N° of teeth T	Ø Pitch	Bore for square shaft		Hub width
		mm	inch	
SERIES C12				
11	42.59	20	3/4"	25
20	76.7	40	1.5"	25
26	99.55	40	1.5"	25
31	118.61	40 - 60	1.5" - 2.5"	25
40	152.94	40 - 60	1.5" - 2.5"	25
SERIES E20				
8	52.5	20	3/4"	24
16	102.5	40	1.5"	40
24	153.5	40 - 60	1.5"	40
SERIES A24				
7	55.31	20	-	20
13	100.25	40	1.5"	40
20	153.41	40 - 60	1.5"	40
25	191.48	40 - 60 - 90	1.5"	40
SERIES E30 - E31 - E32				
6	60	25	-	24
9	87.7	25 - 40	1" - 1.5"	24
11	106.5	40	1.5"	40
16	153.5	40 - 60	1.5" - 2.5"	40
20	191.5	40 - 60 - 90	1.5"	40
SERIES E40 - E41				
8	104.5	40	1.5"	40
10	129.4	40 - 60	1.5"	40
13	167.1	40 - 60	1.5"	40
16	205	40 - 60	1.5"	40
20	255.7	40 - 60 - 90	1.5"	40

N° of teeth T	Ø Pitch	Bore for square shaft		Hub width
		mm	inch	
SERIES E50				
6	100	40	1.5"	40
8	130.6	40	1.5"	40
10	161.8	40 - 60	1.5" - 2.5"	60
16	256.2	40 - 60	1.5"	60
SERIES B50				
6	100.00	40	1.5"	40
8	130.65	40	1.5"	40
10	161.80	40 - 60	1.5" - 2.5"	40
12	193.18	40 - 60	1.5" - 2.5"	40
16	256.29	40 - 60 - 90	1.5" - 2.5" - 3.5"	40
SERIES E80				
8	130.6	40	1.5"	40
10	161.8	40 - 60	1.5"	40
12	193.2	40 - 60	1.5"	40
16	256.3	40 - 60 - 90	1.5"	40
SERIES E93				
11	106.5	40	1.5"	25
16	153.5	40 - 60	1.5"	25
20	191.5	40 - 60	1.5"	25

PRODUCT RANGE [FLIGHTS AND SIDE GUARDS]

SERIES	HEIGHT (MM)													
	25	45	50	70	75	90	95	100	115	120	125	140	150	
STREAMLINE FLIGHT														
E50	•		•		•									
NO CLING FLIGHT														
E30	•		•											
E50	•		•		•			•			•			•
STREAMLINE + NO CLING FLIGHT														
E20	•		•											
A24	•		•											
E30	•		•		•									
E40	•		•		•			•						
E50	•		•		•			•			•			•
B50	•		•		•			•						•
E80	•		•		•			•						•
E93	•		•											
RIBBED FLIGHT														
E50					•									
BENT STREAMLINE FLIGHT														
E50					•									
BENT NO CLING FLIGHT														
E50		•		•		•			•				•	
BENT STREAMLINE + NO CLING FLIGHT														
E30		•		•										
E40		•		•		•								
E50		•		•		•			•				•	
B50		•		•		•							•	
E80		•		•		•							•	
SCOOP FLIGHT														
E50								•			•			
B50											•			
E80														•
SIDE GUARDS														
E20			•											
A24			•											
E30			•		•									
E40			•		•		•							
E50			•		•		•							
B50			•		•		•							
E80			•		•		•							

